

Orion® RedBeam II LED™

#5755 Adjustable Brightness Astro Flashlight

The RedBeam II LED is a handy tool for the amateur astronomer. It has two LEDs (light emitting diodes) for maximum light emission and a thumbwheel to adjust brightness. Turn the brightness up to walk around your observing site in the dark, or dim it down to read a star chart under the darkest of skies; you'll be able to see in all situations without fear of losing precious night vision.

Operation

Rotate the thumbwheel forward until you hear a click and the LEDs turn on. Further rotating the thumbwheel forward will cause the LEDs to brighten. Find the position of the thumbwheel that provides adequate brightness for your observing situation. To turn the RedBeam II off, rotate the thumbwheel backwards until you hear a click.

Place the nylon cord around your neck for a convenient way to carry the flashlight. The cord will also prevent the flashlight from dropping to the ground in the dark.

Batteries

The RedBeam II uses a single 9-volt battery. Lithium batteries typically last longer than alkaline batteries, but any battery you choose will give relatively long life due to the small current draw of the LEDs.

Changing the batteries

When the LEDs refuse to emit at the desired brightness, it is time to change the battery. To replace the battery, first remove the front cap from the flashlight. Do this by depressing the tab located just in front of the thumbwheel while pulling the front cap off. Now, rotate the thumbwheel as far forward as it will go (the LEDs will be at maximum brightness). Continue pushing the thumbwheel forward until the circuit board begins to slide out of the flashlight. Grasp the front of the exposed circuit board and carefully pull it from the unit. Remove the battery from the battery terminals and replace it with a fresh one. Seat the circuit board back into the flashlight and replace the front cap. You will not need to change the battery again for quite some time.




Français

① Pour obtenir le manuel d'utilisation complet, veuillez vous rendre sur le site Web OrionTelescopes.eu/fr et saisir la référence du produit dans la barre de recherche.

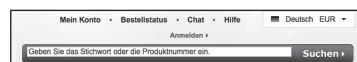


② Cliquez ensuite sur le lien du manuel d'utilisation du produit sur la page de description du produit.



Deutsche

① Wenn Sie das vollständige Handbuch einsehen möchten, wechseln Sie zu OrionTelescopes.de, und geben Sie in der Suchleiste die Artikelnummer der Orion-Kamera ein.

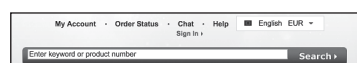


② Klicken Sie anschließend auf der Seite mit den Produktdetails auf den Link des entsprechenden Produkthandbuchs.



Español

① Para ver el manual completo, visite OrionTelescopes.eu y escriba el número de artículo del producto en la barra de búsqueda.



② A continuación, haga clic en el enlace al manual del producto de la página de detalle del producto.



One-Year Limited Warranty

This Orion product is warranted against defects in materials or workmanship for a period of one year from the date of purchase. This warranty is for the benefit of the original retail purchaser only. During this warranty period Orion Telescopes & Binoculars will repair or replace, at Orion's option, any warranted instrument that proves to be defective, provided it is returned postage paid. Proof of purchase (such as a copy of the original receipt) is required. This warranty is only valid in the country of purchase.

This warranty does not apply if, in Orion's judgment, the instrument has been abused, mishandled, or modified, nor does it apply to normal wear and tear. This warranty gives you specific legal rights. It is not intended to remove or restrict your other legal rights under applicable local consumer law; your state or national statutory consumer rights governing the sale of consumer goods remain fully applicable.

For further warranty information, please visit www.OrionTelescopes.com/warranty.



Corporate Offices: 89 Hangar Way, Watsonville CA 95076 - USA
Toll Free USA & Canada: (800) 447-1001
International: +1(831) 763-7000
Customer Support: support@telescope.com

Copyright © 2021 Orion Telescopes & Binoculars. All Rights Reserved. No part of this product instruction or any of its contents may be reproduced, copied, modified or adapted, without the prior written consent of Orion Telescopes & Binoculars.